

CT11181 Controller Board Specification
PCAP EETI® EXC80H84 USB and I²C

**Sustaining Quality,
Exceeding Expectations**

DawarTouch®

1. General Description

The CT11181 is a programmed to work with 18.5in Dawar sensor DW03399. The unprogrammed board is CT11105. The board uses the EETI® EXC80H84 controller. The board supports both USB 2.0 full speed and I²C. The I²C connector is not populated on the base board. Dawar can provide custom SKUs with different I²C headers.

For more information on the EETI controller contact Dawar Technologies.

2. Functional Description

The CT11181 controller supports the following features:

- ▶ Up to 10 finger touches
- ▶ Glove touches
- ▶ Thick cover lenses (up to 4mm glass, 2mm plastic)
- ▶ Greater than 100Hz report rate
- ▶ Low latency (<10ms for first touch report from idle mode)
- ▶ Automatic self-calibration
- ▶ Aggressive noise avoidance and noise cancellation features

Additional tuning support from Dawar is available for specialized applications.

3. Electrical Specifications

3.1. USB Interface

Parameter	Min	Typ	Max	Units	Remarks
Digital Power Supply (VDD)	-	5	-	V	USB standard
Active Current	-	90	-	mA	Note 1
Sleep Current	-	1	-	mA	
X Electrodes	-	-	21	-	
Y Electrodes	-	-	27	-	

Note 1: Active power depends on configuration settings and number of touches.

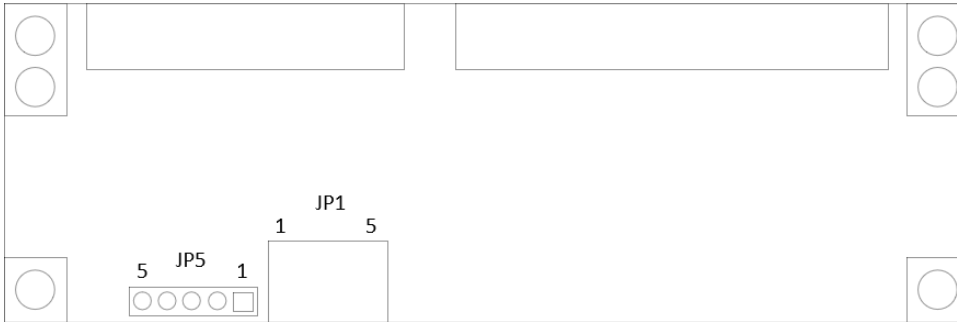
3.2. I²C Interface

Parameter	Min	Typ	Max	Units	Remarks
Digital Power Supply (VDD)	3.3	5.0	5.0	V	
Active Current	-	90	-	mA	Note 1
Sleep Current	-	1	-	mA	
X Electrodes	-	-	21	-	
Y Electrodes	-	-	27	-	

Note 1: Active power depends on configuration settings and number of touches.

4. Connector

Connector locations are shown below:



4.1. USB Interface

JP1 USB	
Pin	Description
1	GND
2	5V
3	GND
4	D+
5	D-

USB board connector part number is Most Well 2WF2HD-201505T121A01 (compatible with JST S5B-PH-K-S).

Mating cable connector is Most Well 2HG2CT-201105NPA1A01 with crimp contact 2F2CA-PT1701 (compatible with JST PHR-5 and SPH-002T-P0.5L).

4.2. I²C Connector

Pin	Description	Note
1	GND	
2	SDA	I2C data with 4.7k pull-up to 3.3 V
3	SCL	I2C clock with 4.7k pull-up to 3.3 V
4	VDD	
5	/INT	Active low interrupt indicating data is available with 3.3k pull-up to 3.3 V

I²C connector is not populated by default. Header layout is standard 0.1" center thru-hole. Dawar can provide custom SKU with customer specified header.

5. Environmental Specifications

Parameter	Min	Typ	Max	Units	Remarks
Operating Temperature	-40	-	85	°C	
Storage Temperature	-40	-	90	°C	
Relative Humidity	0	-	95	%RH	Note 1

Note 1: RH is defined at 60°C, non-condensing.

6. Operating System Support

Operating System	Supported	Remarks
Microsoft Windows XP	Yes	Note 1
Microsoft Windows 7	Yes	Note 2
Microsoft Windows 8	Yes	Note 2
Microsoft Windows 10	Yes	Note 2
Linux	Yes	Note 3

Note 1: Requires driver. Contact Dawar for support.

Note 2: Compatible with Microsoft HID. No driver required.

Note 3: Kernel version 2.6.38 or later. Refer to http://www.eeti.com.tw/drivers_Linux.html.

7. Product Life

Dawar Technologies is committed to providing products stability and support to our valued customers throughout the life of the product. All Dawar Touch products meet the following minimum requirements:

- ▶ 5 year minimum product lifecycle
- ▶ 12 month end of life (EOL) notification
- ▶ Last time buy option with EOL notification
- ▶ 60 day change notification for any change that affects form, fit, or function



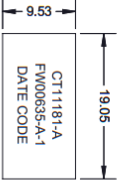
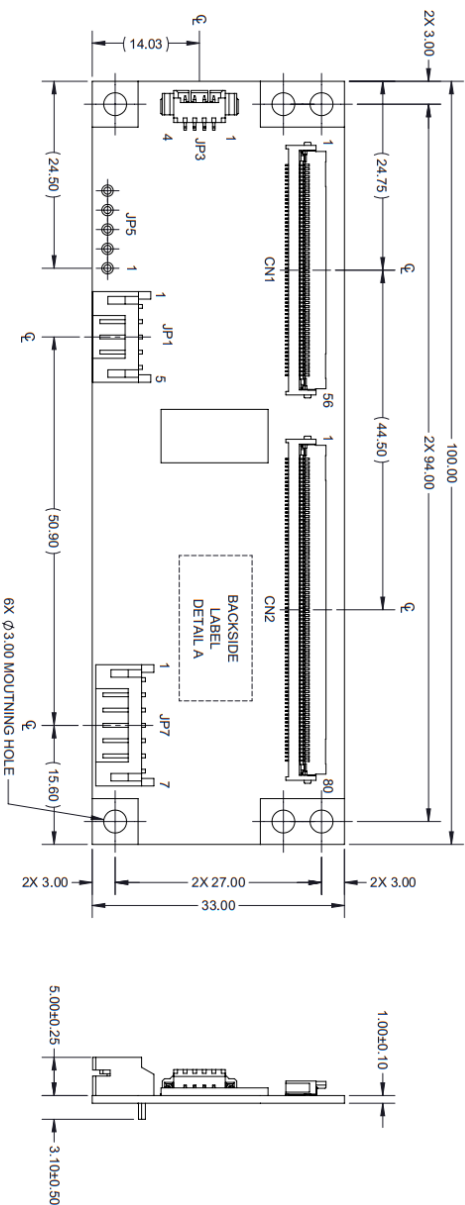
- NOTES:**
- CONNECTOR FOR JP1: MOST WELL 2WF2HD-201507121A01 (COMPATIBLE WITH JST S5B-PH-K-S) MATING CONNECTOR FOR JP1: MOST WELL HOUSING 2HG2CT-201108NPA1A01 AND CRIMP CONTACT 2F2CA-P11701 (COMPATIBLE WITH JST HOUSING PH-R-5 AND CRIMP CONTACT SPH-002T-PO-5L)
 - CONNECTOR FOR JP7: MOST WELL 2WF2HD-201507121A01 (COMPATIBLE WITH JST S7B-PH-K-S) MATING CONNECTOR FOR JP7: MOST WELL HOUSING 2HG2CT-201107NPA1A01 AND CRIMP CONTACT 2F2CA-P11701 (COMPATIBLE WITH JST HOUSING PH-R-7 AND CRIMP CONTACT SPH-002T-PO-5L)
 - DIMENSIONS IN PARENTHESIS ARE FOR REFERENCE ONLY.

JP1 - USB	
PN	FUNCTION
1	GND_E
2	VDD
3	GND
4	D+
5	D-

JP3 - STYLUS	
PN	FUNCTION
1	GND_D
2	TX_PEN
3	VDD
4	GND_D

JP5 - I2C	
PN	FUNCTION
1	GND
2	I2C_SDA
3	I2C_SCL
4	VDD
5	I2C_INT

JP7 - RS232	
PN	FUNCTION
1	UR_CTS
2	UR_TX
3	UR_RX
4	UR_RTS
5	GND_E
6	VDD
7	GND



REVISIONS		ITEM REV.	ENG REV.	ECO	DESCRIPTION	DWN	DATE
A	1	-	-	INITIAL RELEASE	EMK	07/01/20	

Controlled Eric Konvolinka
2020.07.01
ENGINEERING / GRAPHICS 08:16:54 -0400'

DawarTouch 5850 PENNINGTON AVENUE, SUITE 100 PITTSBURGH, PA 15228-2888 TEL: 800.366.1904 412.222.8888 FAX: 412.222.8888 WWW.DAWAR.COM		BASE CONTROLLER	ITEM/DRAWING NO.	SHEET	DWG. REV.
CT11105-A	CT11181-A	UNIFORMITY TABLE	CT11181-A	1 OF 1	1
FM00635-A-1	UT000066-A	DESCRIPTION	PCB - EETI 84H 58x80 USB+I2C+RS232	DATE	07/01/20

THIS DOCUMENT IS THE PROPERTY OF DAWAR TOUCHSCREENS INC. IT IS TO BE USED ONLY FOR THE PURPOSES SPECIFIED IN THE ORIGINAL ORDER. IT IS NOT TO BE REPRODUCED OR TRANSMITTED IN ANY FORM OR BY ANY MEANS, ELECTRONIC OR MECHANICAL, INCLUDING PHOTOCOPYING, RECORDING, OR BY ANY INFORMATION STORAGE AND RETRIEVAL SYSTEM. WITHOUT PERMISSION IN WRITING FROM DAWAR TOUCHSCREENS INC.



Revision History

Revision	Date	Content	Author
A	6-29-2020	Initial Release	Tony Gray